

NS-AW Series

Surface Mount Speakers

NS-AW294



NS-AW194



High performance outdoor speakers with outstanding sound quality and weatherproofing. The simple design allows them to be installed in many types of locations.

High Sound Quality

- Yamaha's advanced speaker design combines superior sound quality with excellent weatherproofing
- Two-way bass reflex design
 - Powerful woofer delivers accurate mid/low frequency response
 - Balanced dome tweeter ensures clear high frequency response
- Excellent audio performance, weatherproof cabinets that are drip, water and UV resistant

Convenient Design

- Simple design looks natural on a home exterior, on a patio or inside a room
- Two sizes and two color variations allows you to choose the best match in various installations
- Flexible installation options with supplied mounting brackets
- Powder-coated grilles provide outstanding weatherproof properties
- Push type speaker terminals for easy installation

Convenient Design and Features

Simple, Elegant Design

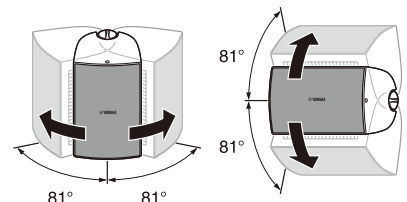
These speakers have a clean, simple design that will look attractive in any location on the exterior of your house, and even present a tasteful appearance when used in an interior installation.

Two sizes, Two Colors

Available in two types and in white or black, you can choose the model that best matches your desired exterior or interior installation location.

Wide Range of Installation Possibilities

The supplied brackets allow you to adjust the speakers to match the installation location. They can be installed vertically or horizontally, and can be moved through a range of 81° to the right or left and up or down directions.



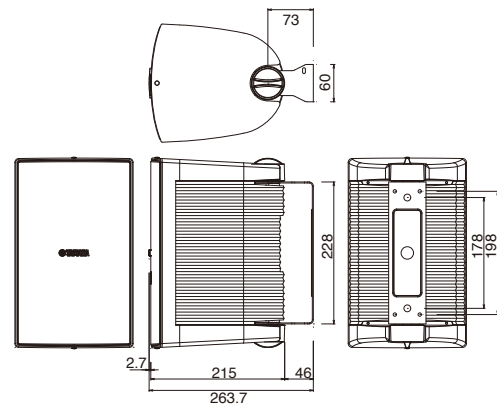
NS-AW294

GENERAL SPECIFICATIONS

Type	2-way bass-reflex
Woofers	6-1/2" (16cm) waterproof cone
Tweeter	1" (2.5cm) fluid-cooled, coated balanced dome
Frequency Response	80 Hz-20 kHz
Nominal Input Power	50 W
Maximum Input Power	100 W
Sensitivity	87 dB/2.83 V/1 m
Waterproof Characteristics	IPx3
Cabinet	HIPS
Movable angle	81° (degree pitch:13.5°)
Grille	Powder coated iron
Speaker Terminals	Push-type
Impedance	8 ohms
Dimensions (W x H x D)	7-1/2" x 12-1/8" x 8-1/2" 190 x 308 x 217 mm
Weight	4.4 lbs.; 2 kg/unit
Included accessories	U-bracket, Retaining knob
Packaging	Packaged in pair

* Product designs and specifications are subject to change without notice.

DIMENSIONS



unit : mm

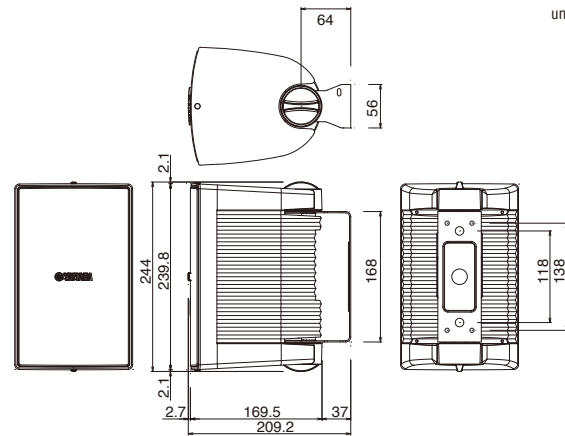
NS-AW194

GENERAL SPECIFICATIONS

Type	2-way bass-reflex
Woofers	4" (10cm) waterproof cone
Tweeter	1" (2.5cm) fluid-cooled, coated balanced dome
Frequency Response	100 Hz-20 kHz
Nominal Input Power	30 W
Maximum Input Power	80 W
Sensitivity	85 dB/2.83 V/1 m
Waterproof Characteristics	IPx3
Cabinet	HIPS
Movable angle	81° (degree pitch:13.5°)
Grille	Powder coated iron
Speaker Terminals	Push-type
Impedance	8 ohms
Dimensions (W x H x D)	6" x 9-5/8" x 6-3/4" 152 x 243 x 171 mm
Weight	2.9 lbs.; 1.3 kg/unit
Included accessories	U-bracket, Retaining knob
Packaging	Packaged in pair

* Product designs and specifications are subject to change without notice.

DIMENSIONS



unit : mm

* Product designs and specifications are subject to change without notice.